

AJLON TECHNOLOGIES

GSM MOTOR CONTROLLER-THREE PHASE WITH SUBMERSIBLE



MotorCon is an intelligent electronic device connected to your motor starter to let you remotely control and protect your three phase pump set from anywhere in the world through the motorCon App, or an SMS, or a phone call or a missed call, making use of GSM network for global connectivity.

MotorCon packages consisting of an innovative electronic device to be connected with your existing motor starter and an Android application to be installed in your smart phone for remotely controlling and completely protecting your three phase pump sets from any distance.

GSM motor controller challenges with.....

- ✓ Scare of wild animals
- ✓ Rough weather
- ✓ Difficulty during nights
- ✓ Water wastage
- ✓ Labor shortage
- ✓ Power fluctuations and cuts

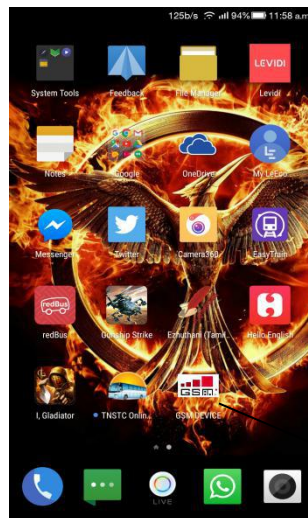
AJLON TECHNOLOGIES

How it works:

- At first fix the MotorCon GSM motor controller to the starter unit of three
- After fixing the device, switch on the device and register the mobile number to the GSM module.
 - By using mobile app
 - By using SMS
 - By making a call

STEP-1

Open the app in your android mobile



GSM App

AJLON TECHNOLOGIES

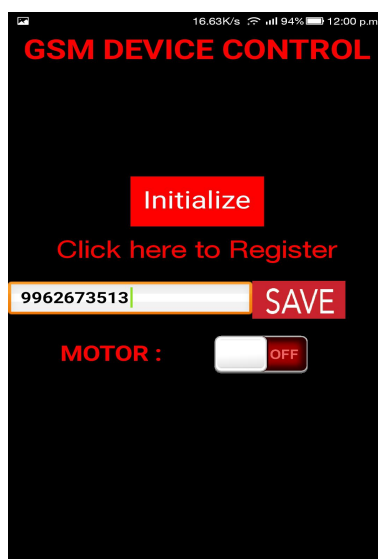
STEP-2

Then press [click here to enter](#)



STEP-3

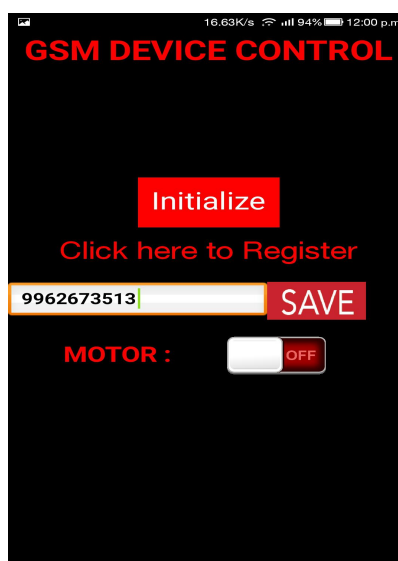
Then it will move to second screen ,there you have to enter the GSM module SIM mobile number and click save button.



AJLON TECHNOLOGIES

STEP-4

Once Click the **Initialize** button all GSM sim contacts are erased, This INITIALIZE Process should be taken only before register your mobile number. After registration do not initialize.(After registration if you click initialize you have to again register your mobile number newly)



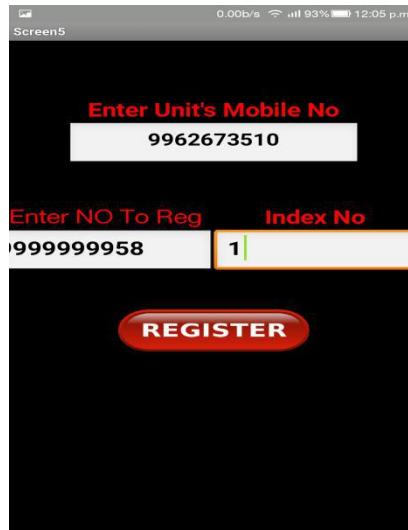
STEP-5

It will move third screen, there press the **"click here to register mobile"**

CLICK HERE TO REGISTER MOBILE

AJLON TECHNOLOGIES

Finally enter the user mobile number and also give index number.



Up to 10 user number we can able to register, first number is the master number

Enter Units Mobile No-98#####(GSM SIM NUMBER)

Enter NO TO Reg-97#####(User Mobile Number)

Index No-1

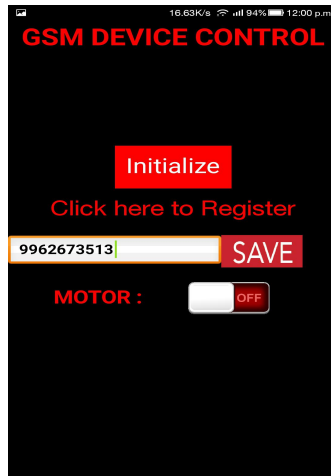
STEP-6

After entering each mobile number, press the option **register**



- After this process, switch off the unit for few minutes.
- Then switch on the unit, master number will receive the message system ready.
- Then by using app you can control the motor, press the **OFF** option to **switch on** the motor
- And also by pressing the **ON** option you can **switch off** the motor.

AJLON TECHNOLOGIES



By using SMS

By sending SMS from your mobile phone,
To register the mobile number you have follow these steps,

SEND SMS COMMAND

for example
mobile registered

:

:

mobile registered

STATUS

MR8976430287,1

MR9962673502,9

After the completion of the mobile registered switch off the unit for few minutes, then use following commands to switch on the motor.

SEND SMSCOMMAND

STATUS

#P123456OUT1=ON#

device ON

#P123456OUT1=OFF#


device OFF

AJLON TECHNOLOGIES

SUBMERSIBLE PUMB

Remove jumper wire between start and stop button connect **NC** remove jumper wire (not terminal) **com** connect stop button left side terminal point

● Start Button
● Stop Button




Controller Unit

AJLON TECHNOLOGIES


DOL STARTER

- Start Button
- Stop Button



Remove jumper wire between start and stop button

Motor



Controller Unit